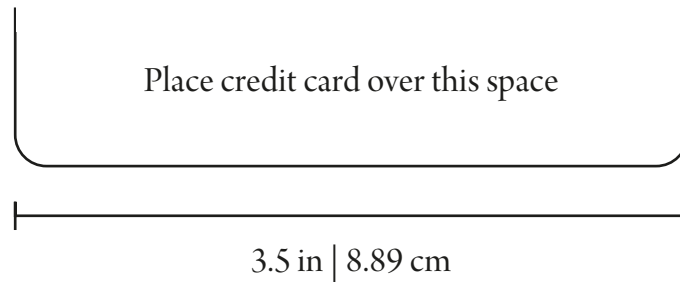
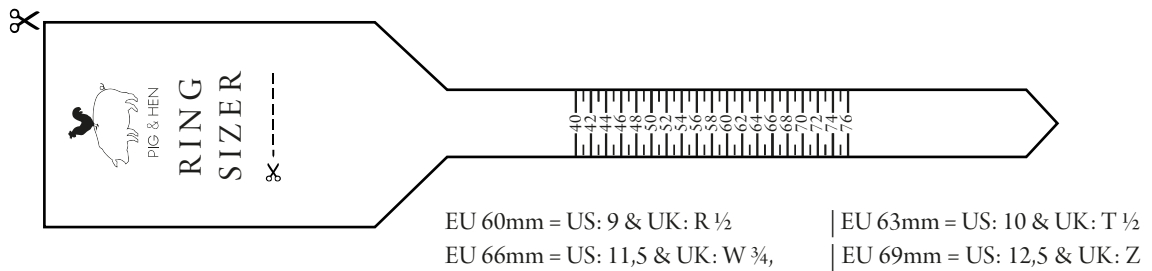


# RING SIZER

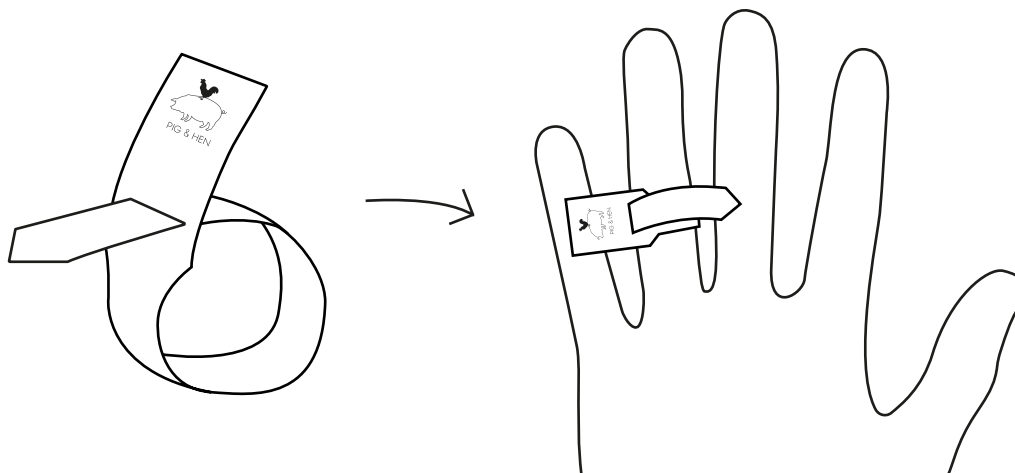
**STEP 1** To ensure that the printed size is calibrated correctly, make sure that your credit card fits perfectly within the box below. (or measure 3.5 / 8.89 cm)



**STEP 2** Fully cut out the ringsizer below followed by the small slit close to the top  
Tip: Don't pull it too tight as you will want your ring to be able to slide snug over the knuckle



**STEP 3** Wrap the ring sizer around the widest part of your finger and slide the point through the small slit close to the top.

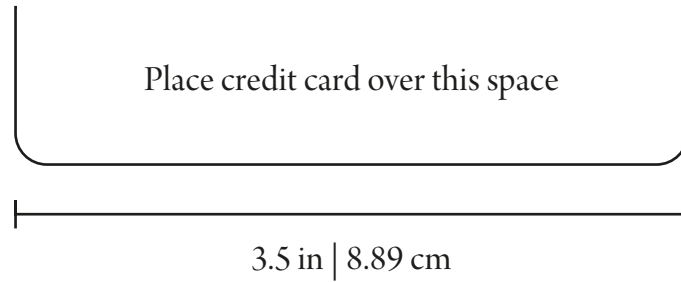


NOW THAT YOU KNOW YOUR SIZE AND YOUR CREDIT CARD IS ALREADY OUT, HEAD OVER TO [PIGHEN.COM](http://PIGHEN.COM) TO GET YOUR RING!



# MEASURE EXISTING RING

To ensure that the printed size is calibrated correctly, make sure that your credit card fits perfectly within the box below. (or measure 3.5 / 8.89 cm)




Take a well-fitting ring from yourself or the person you want to give a ring to as a gift and place it on the black circles below to see which size you should choose. Unfortunately, we do not yet offer sizes other than those shown below.




60

EU circumference: 60mm  
Inside-diameter: 19mm  
US size: 9  
UK size: R 1/2




63

EU circumference: 63mm  
Inside-diameter: 20mm  
US size: 10  
UK size: T 1/2



66

EU circumference: 66mm  
Inside-diameter: 21mm  
US size: 11,5  
UK size: W 3/4



69

EU circumference: 69mm  
Inside-diameter: 22mm  
US size: 12,5  
UK size: Z